

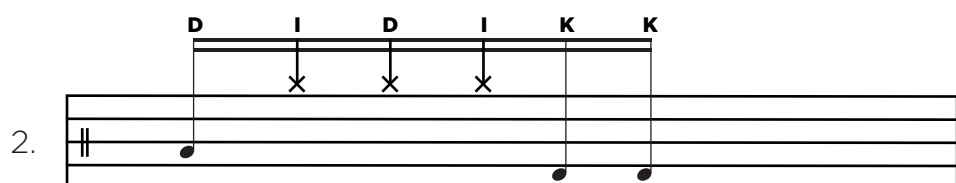
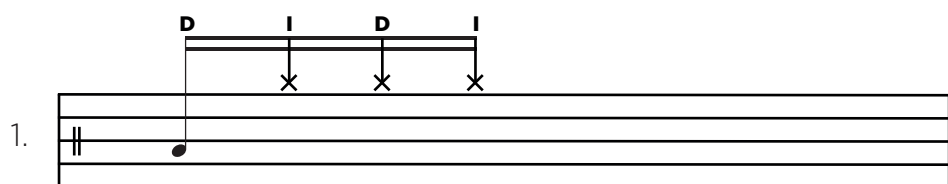


CLASE #22: MI PRIMER FILL

EJEMPLO:



EJERCICIO:



4.

D I D I K K D I D I

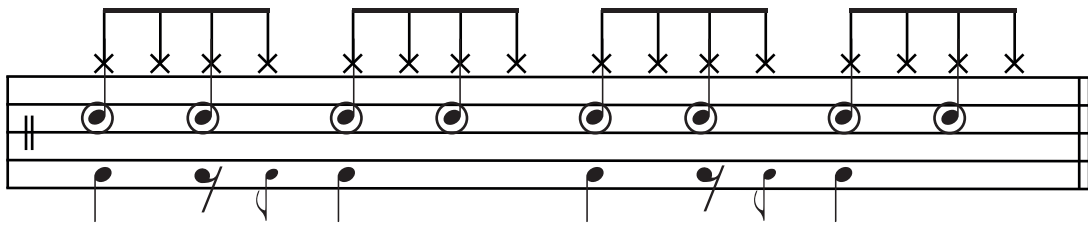
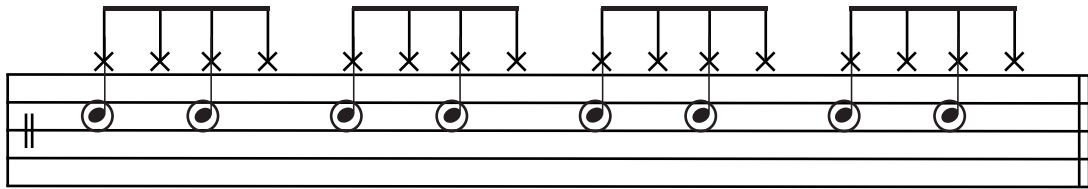
5.

D I D I K K D I D I K K

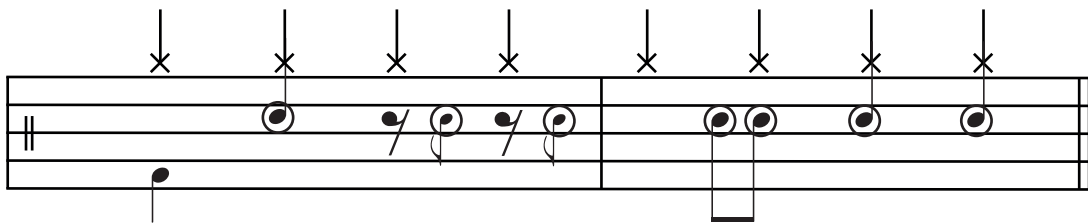
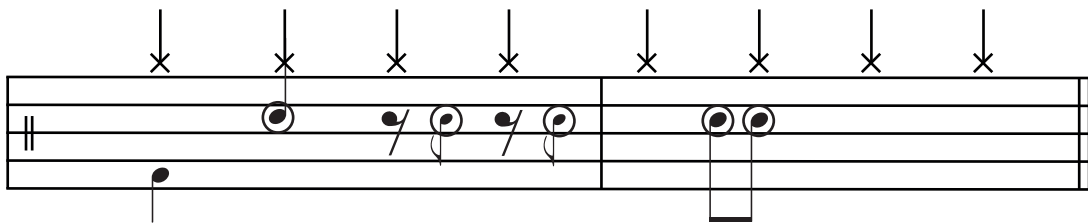
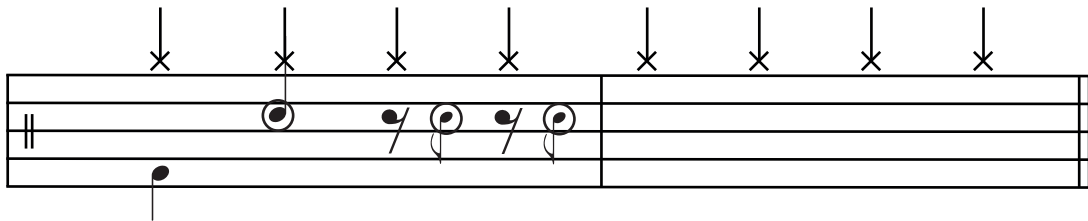
6.

D I D I K K D I D I D K K

CLASE #21: TÉCNICA ROBIN



APLICACIÓN EN ESTILO BOSSANOVA:



CLASE #19: RITMOS MUSICALES I

PRIMER RITMO

1.

3 3 3 3

2.

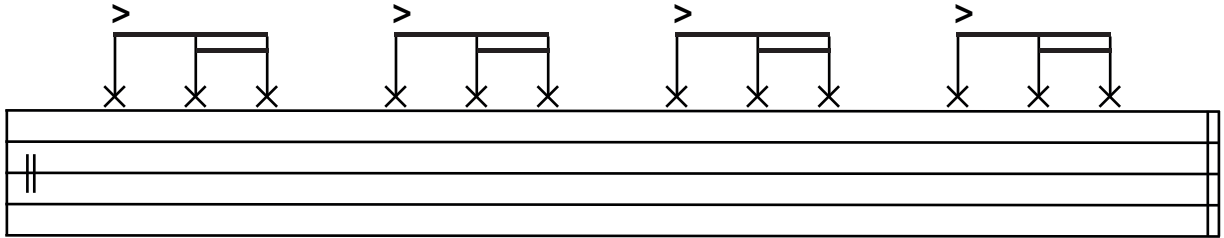
3 3 3 3

3.

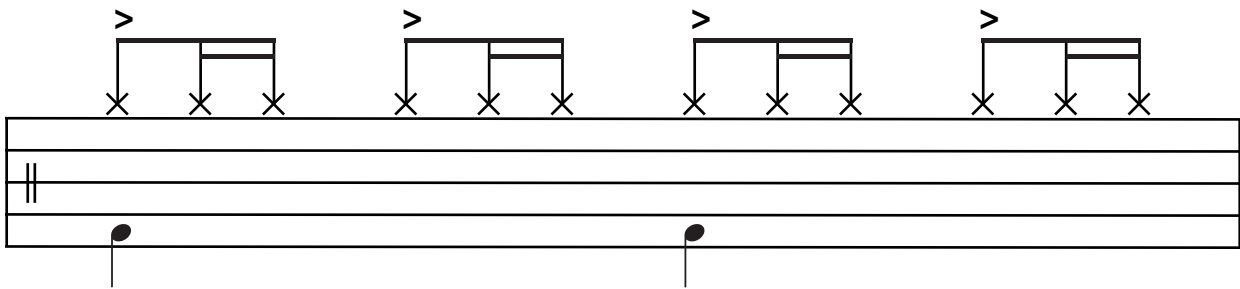
3 3 3 3

SEGUNDO RITMO

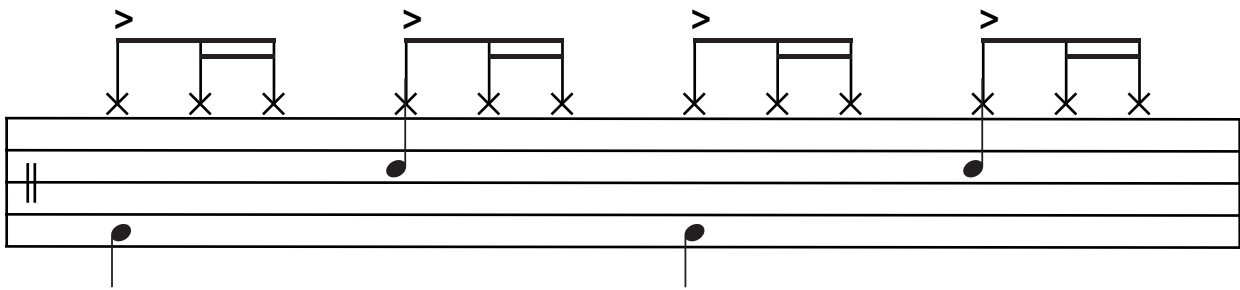
1.



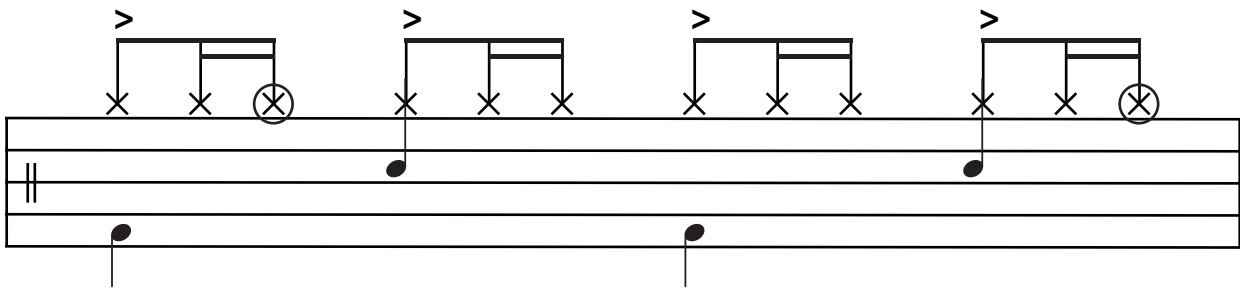
2.



3.



4.



CLASE #26: RITMOS MUSICALES II

EJERCICIO 1

Musical notation for Ejercicio 1. The staff shows a rhythmic pattern of R R L R R L R R L R R L. Above the staff, there are four groups of three notes, each with a bracket above it and the letters R R L above the bracket. The notes are represented by 'x' marks. Below the staff, there is a single note on the first line of the staff.

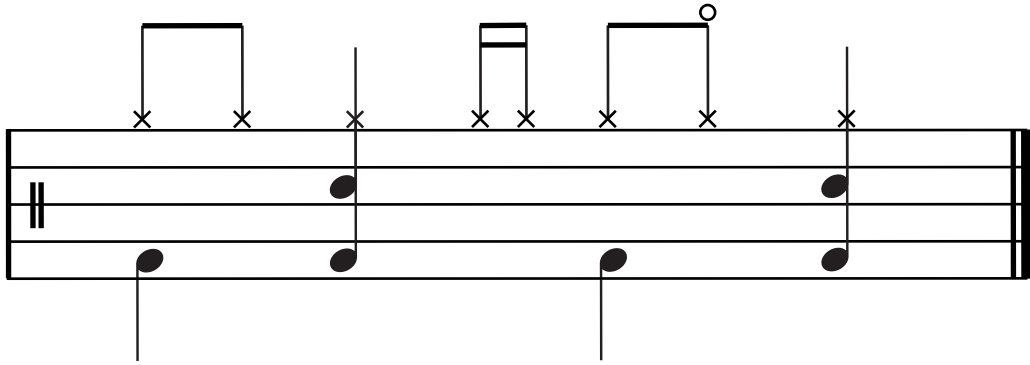
EJERCICIO 2

Musical notation for Ejercicio 2. The staff shows a rhythmic pattern of R R L R R L R R L R R L. Above the staff, there are four groups of three notes, each with a bracket above it and the letters R R L above the bracket. The notes are represented by 'x' marks. Below the staff, there are four notes on the first line of the staff, each with a stem pointing downwards.

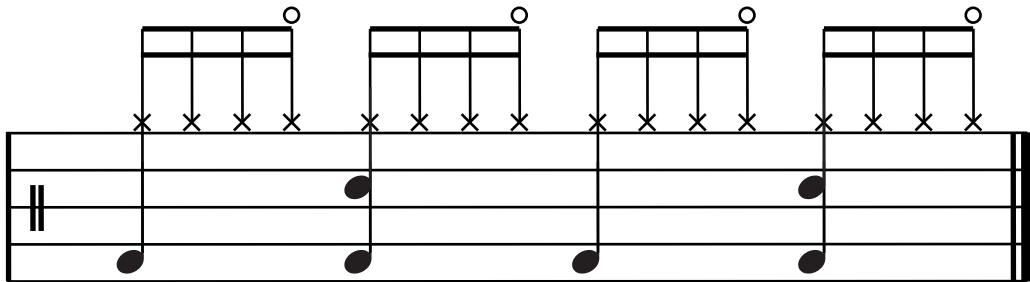
EJERCICIO 3

Musical notation for Ejercicio 3. The staff shows a rhythmic pattern of R R L R R L R R L R R L. Above the staff, there are four groups of three notes, each with a bracket above it and the letters R R L above the bracket. The notes are represented by 'x' marks. Below the staff, there are four notes on the first line of the staff, each with a stem pointing downwards.

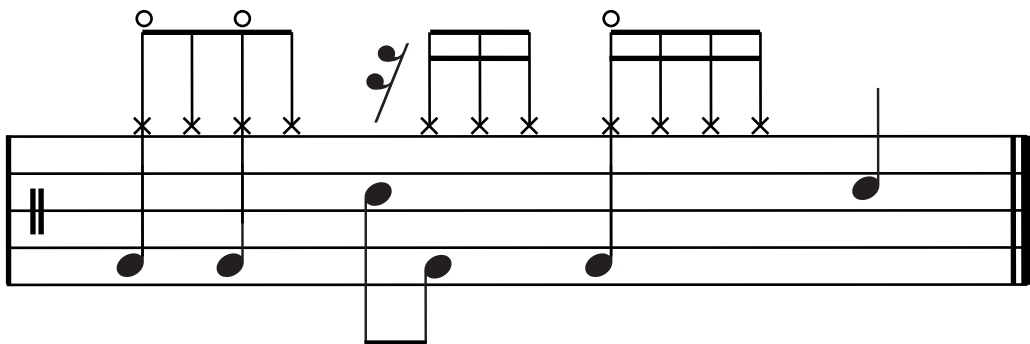
EJERCICIO 4



EJERCICIO 5

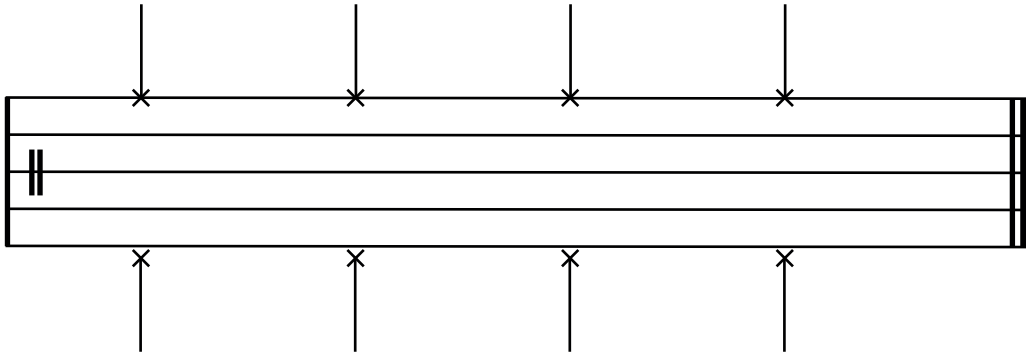


EJERCICIO 6




CLASE #27: VARIACIONES EN EL HIT HAT


EJERCICIO 1




EJERCICIO 2



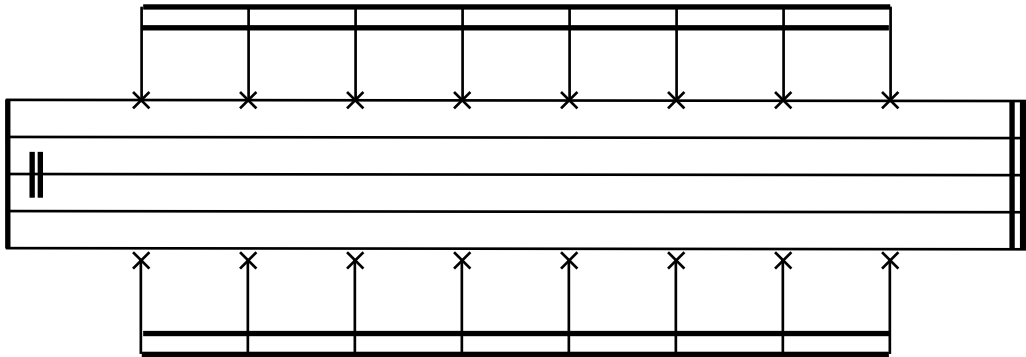
EJERCICIO 3



EJERCICIO 4



EJERCICIO 5



CLASE #30: PARADIDDLES

EJERCICIO 1

R L R R L R L L R L R R L R L L

Musical notation for Exercise 1: A single staff with a double bar line at the beginning. Four groups of four eighth notes are shown, each with a bracket above it. The notes are on a single line, and the rhythm is indicated by the letters R and L above each note.

EJERCICIO 2

R L R L L R L R R L R L L R L R

Musical notation for Exercise 2: A single staff with a double bar line at the beginning. Four groups of four eighth notes are shown, each with a bracket above it. The notes are on a single line, and the rhythm is indicated by the letters R and L above each note.


EJERCICIO 3

R L L R L R R L R L L R L R R L

Musical notation for Exercise 3: A single staff with a double bar line at the beginning. Four groups of four eighth notes are shown, each with a bracket above it. The notes are on a single line, and the rhythm is indicated by the letters R and L above each note.

CLASE #31: APLICACIÓN DE PARADIDDLES


EJERCICIO 1



Musical notation for Exercise 1, featuring a five-line staff with a treble clef. The notation consists of four measures, each containing a pair of eighth notes beamed together. The first three measures have an asterisk above the first note of the pair, and the fourth measure has an asterisk above the second note. The notes are positioned on the first, second, and third lines of the staff. Below the staff, the following sequence of letters is written: R L R R L R L L R L R R L R L L.

R L R R L R L L R L R R L R L L


EJERCICIO 2



Musical notation for Exercise 2, featuring a five-line staff with a treble clef. The notation consists of four measures, each containing a pair of eighth notes beamed together. The first three measures have an asterisk above the first note of the pair, and the fourth measure has an asterisk above the second note. The notes are positioned on the first, second, and third lines of the staff. Below the staff, the following sequence of letters is written: R L R L L R L R R L R L L R L R.

R L R L L R L R R L R L L R L R

EJERCICIO 3



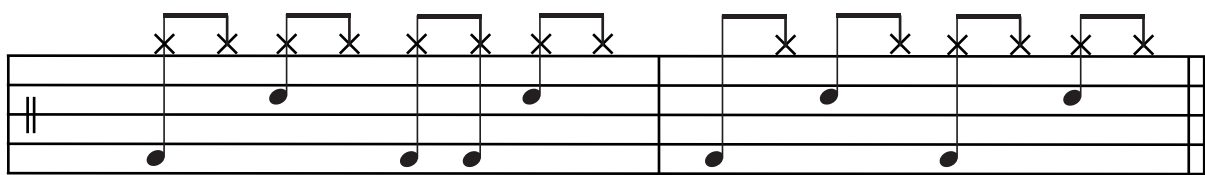
Musical notation for Exercise 3, featuring a five-line staff with a treble clef. The notation consists of four measures, each containing a pair of eighth notes beamed together. Each measure has an asterisk above the first note of the pair. The notes are positioned on the first, second, and third lines of the staff. Below the staff, the following sequence of letters is written: R L L R L R R L R L L R L R R L.

R L L R L R R L R L L R L R R L

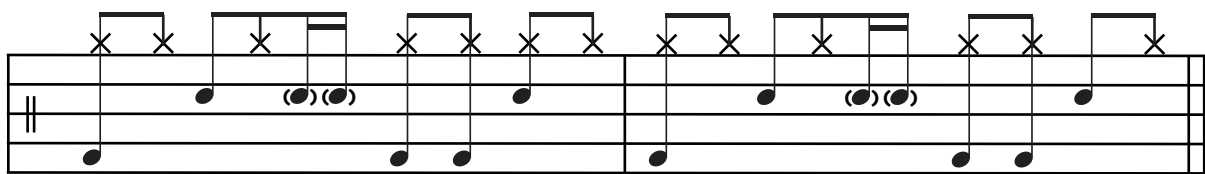
CLASE #32: NOTAS FANTASMA

EJERCICIO 1

SIN NOTAS FANTASMA

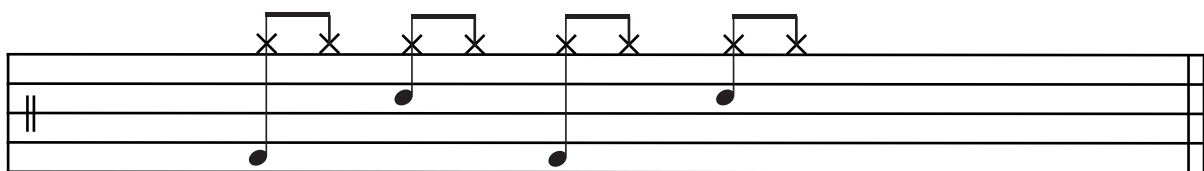


CON NOTAS FANTASMA



EJERCICIO 2

SIN NOTAS FANTASMA



CLASE #33: TRESILLO EN REDOBLE

EJERCICIO 1


Musical notation for Ejercicio 1. The exercise is written on a double bass staff (two staves). It consists of two parts. The first part shows a triplet of eighth notes with fingerings R, L, K. The second part shows three repetitions of this triplet. The notes are on the 2nd, 3rd, and 4th lines of the bottom staff.

EJERCICIO 2

Musical notation for Ejercicio 2. The exercise is written on a double bass staff (two staves). It consists of two parts. The first part shows a triplet of eighth notes with fingerings R, L, K. The notes on the R and L fingers are marked with an 'X' above them. The second part shows three repetitions of this triplet. The notes are on the 2nd, 3rd, and 4th lines of the bottom staff.


CLASE #35: ACENTOS

EJERCICIO 1



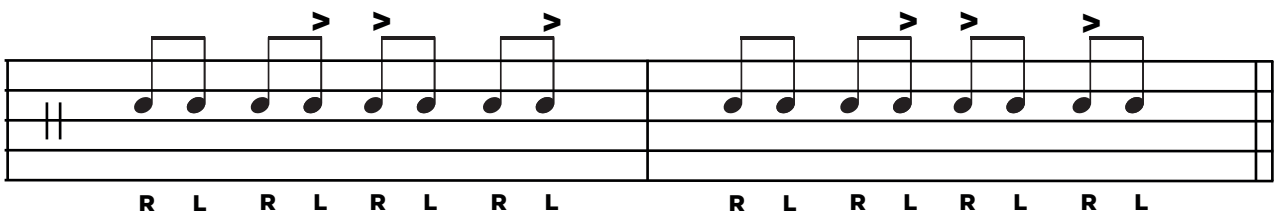
Musical notation for Ejercicio 1. It consists of two measures on a five-line staff. The first measure contains four eighth notes with accents (>) on the first, third, and fourth notes. The second measure contains four eighth notes with accents (>) on the first, second, and third notes. Below the staff, the fingerings are indicated as R L R L R L R L for the first measure and R L R L R L R L for the second measure.

EJERCICIO 2



Musical notation for Ejercicio 2. It consists of two measures on a five-line staff. The first measure contains four eighth notes with accents (>) on the first and third notes. The second measure contains four eighth notes with accents (>) on the first, second, and third notes. Below the staff, the fingerings are indicated as R L R L R L R L for the first measure and R L R L R L R L for the second measure.


EJERCICIO 3




Musical notation for Ejercicio 3. It consists of two measures on a five-line staff. The first measure contains four eighth notes with accents (>) on the second and third notes. The second measure contains four eighth notes with accents (>) on the first, second, and third notes. Below the staff, the fingerings are indicated as R L R L R L R L for the first measure and R L R L R L R L for the second measure.

CLASE #25: DOBLE GOLPE EN EL BOMBO

1. SLIDE (JALADA)



2. HEEL AND TOE (TALÓN Y PUNTA)



3. UP AND DOWN (ARRIBA Y ABAJO)

